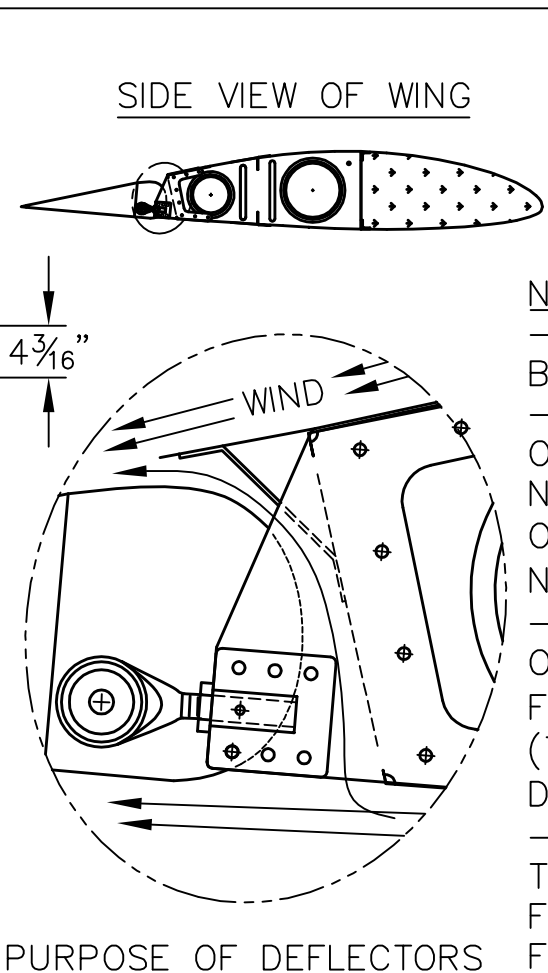
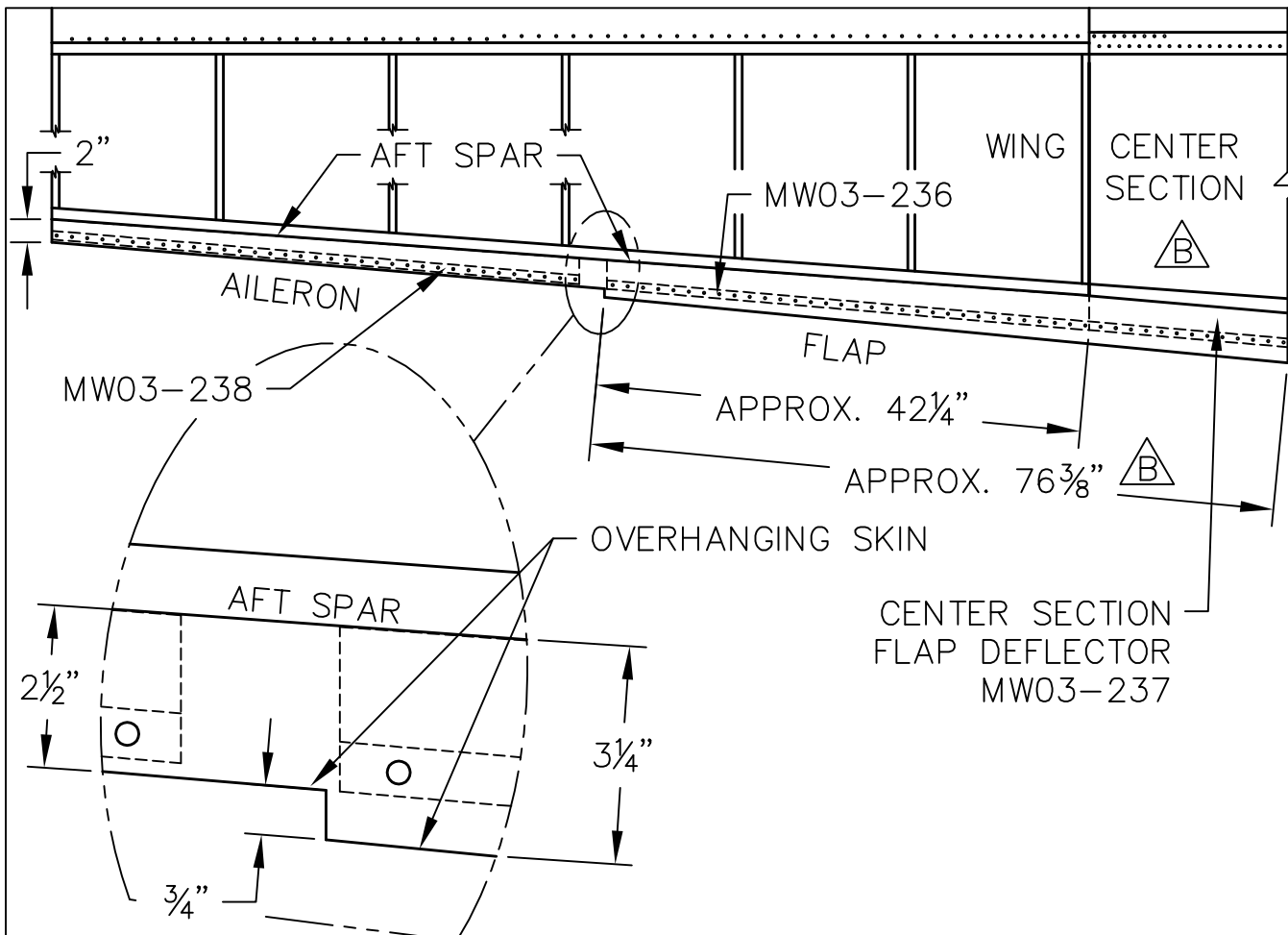


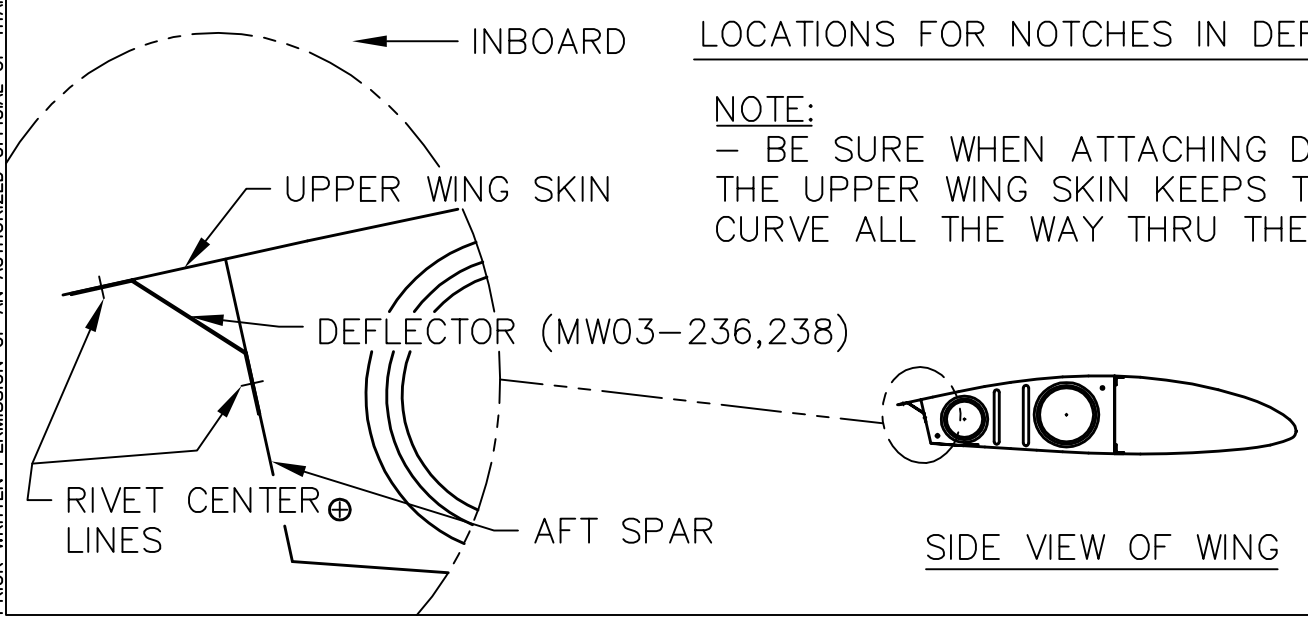
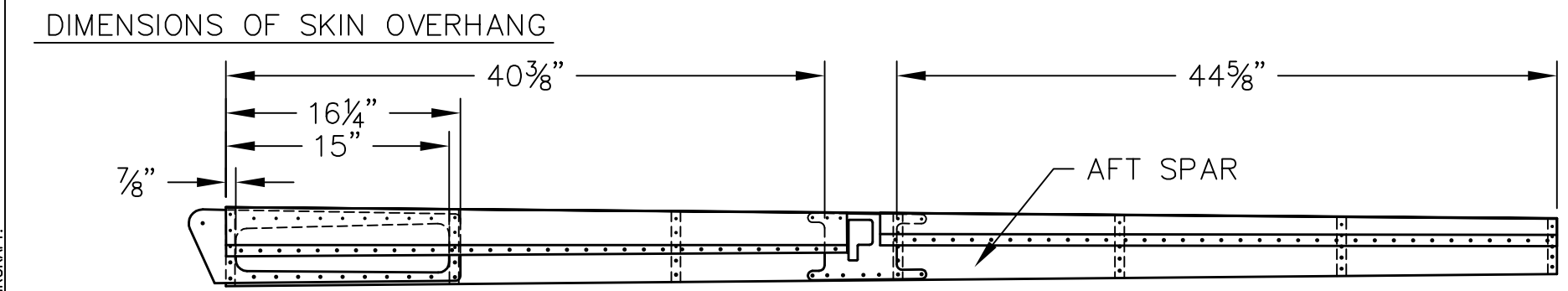
THIS DOCUMENT PROPRIETARY TO TITAN AIRCRAFT, AND IS NOT TO BE USED, CIRCULATED, REPRODUCED, COPIED, OR DISCLOSED IN ANY MANNER WITHOUT PRIOR WRITTEN PERMISSION OF AN AUTHORIZED OFFICIAL OF TITAN AIRCRAFT.



REVISIONS				
E.C. NO.	REV.	DESCRIPTION	BY	DATE
	A	DRAWING RELEASED	SH	11/05
0183	B	ADDED CENTER SECTION	SH	12/05
0924	C	UPDATED DRAWING	SH	4/09

NOTES:

- BEFORE ATTEMPTING TO ATTACH DEFLECTORS TO AFT SPAR, BE SURE THAT UPPER WING SKIN IS CLECOED IN PLACE.
- ON MW03-236 & MW02-238 NOTCHES WILL NEED TO BE CUT OUT SO PARTS CAN FIT FLUSH ON THE AFT SPAR. THE NOTCHES WILL NEED TO BE TAKEN OUT OF THE BOTTOM FLANGE ON EACH PART. (THE DIMENSIONS TO THE EDGE OF ALL NOTCHES ARE LOCATED TO THE LEFT.)
- USE A #30 DRILL & DRILL HOLES ALONG BOTTOM FLANGES ON MW03-236 & MW03-238 & A #40 DRILL ON THE TOP FLANGES OF BOTH PARTS, MAKE HOLES APPROX. 1 1/2" APART. (THESE HOLES NOW CAN BE USED AS GUIDE HOLES FOR DRILLING RIVET HOLES ONTO AFT SPAR & UPPER WING SKIN.)
- USE MW03-236 & LINE UP THE LARGE TAPERED EDGE WITH THE INBOARD EDGE OF THE AFT SPAR, BE SURE THE TOP FLANGE SITS FLUSH ON THE UPPER WING SKIN & THE BOTTOM FLANGE FLUSH WITH THE AFT SPAR. MATCH DRILL ONE HOLE AT EACH END ON THE BOTTOM FLANGE OF THE DEFLECTOR WITH A #30 DRILL & CLECO IN PLACE. USE THE SAME PROCEDURE ON MW03-238 BUT WITH THE SMALL TAPERED EDGE LINED UP WITH OUTBOARD EDGE OF THE AFT SPAR. FINISH MATCH DRILLING HOLES ON BOTTOM FLANGE OF BOTH DEFLECTORS TO THE AFT SPAR.
- WHEN MATCH DRILLING GUIDE HOLES FROM THE DEFLECTORS TO THE UPPER WING SKIN USE A #40 DRILL, BE SURE TO USE A BACKING PIECE (EX. ALUMINUM ANGLE) ON TOP OF UPPER WING SKIN TO PREVENT SKIN FROM BENDING. (WHEN FINISHED MATCH DRILLING DEBURR ALL HOLES & USE (AD42ABS) RIVETS TO RIVET BOTTOM FLANGES TO AFT SPAR & (MS20426AD3-3) FLUSH RIVETS TO ATTACH TOP FLANGES TO UPPER WING SKIN.)



NOTE:

- BE SURE WHEN ATTACHING DEFLECTORS THAT THE UPPER WING SKIN KEEPS THE SAME NATURAL CURVE ALL THE WAY THRU THE SKIN OVERHANG.

TITAN AIRCRAFT SUPPLY
 1419 STATE ROUTE 45 SOUTH
 AUSTINBURG, OHIO 44010

DRAWN S. HENDERSON		DATE 11/21/05		DETAIL NAME MOUNTING WING DEFLECTOR INSTRUCTIONAL	
CHECKED RI		DATE 7/1/09		SCALE N/A PART NO.	
APPROVED KORY B.		DATE 7/2/09		ASSEMBLY NAME	
				PART NO. DRAWING NO. W16	
				DRAWING NO. B T51-05-INS-1292-C	