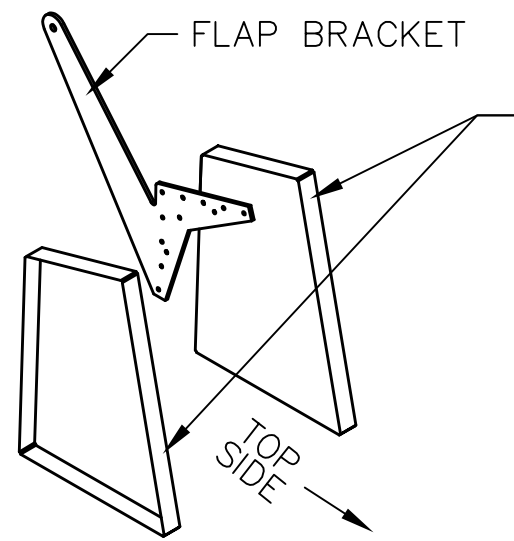


| REVISIONS | | | | |
|-----------|------|--------------------|----|-------|
| E.C. NO. | REV. | DESCRIPTION | BY | DATE |
| | A | DRAWING RELEASED | KL | 10/02 |
| 0515 | B | ADDED PART NUMBERS | SH | 8/07 |
| 0866 | C | NOTES ADDED | SH | 2/09 |



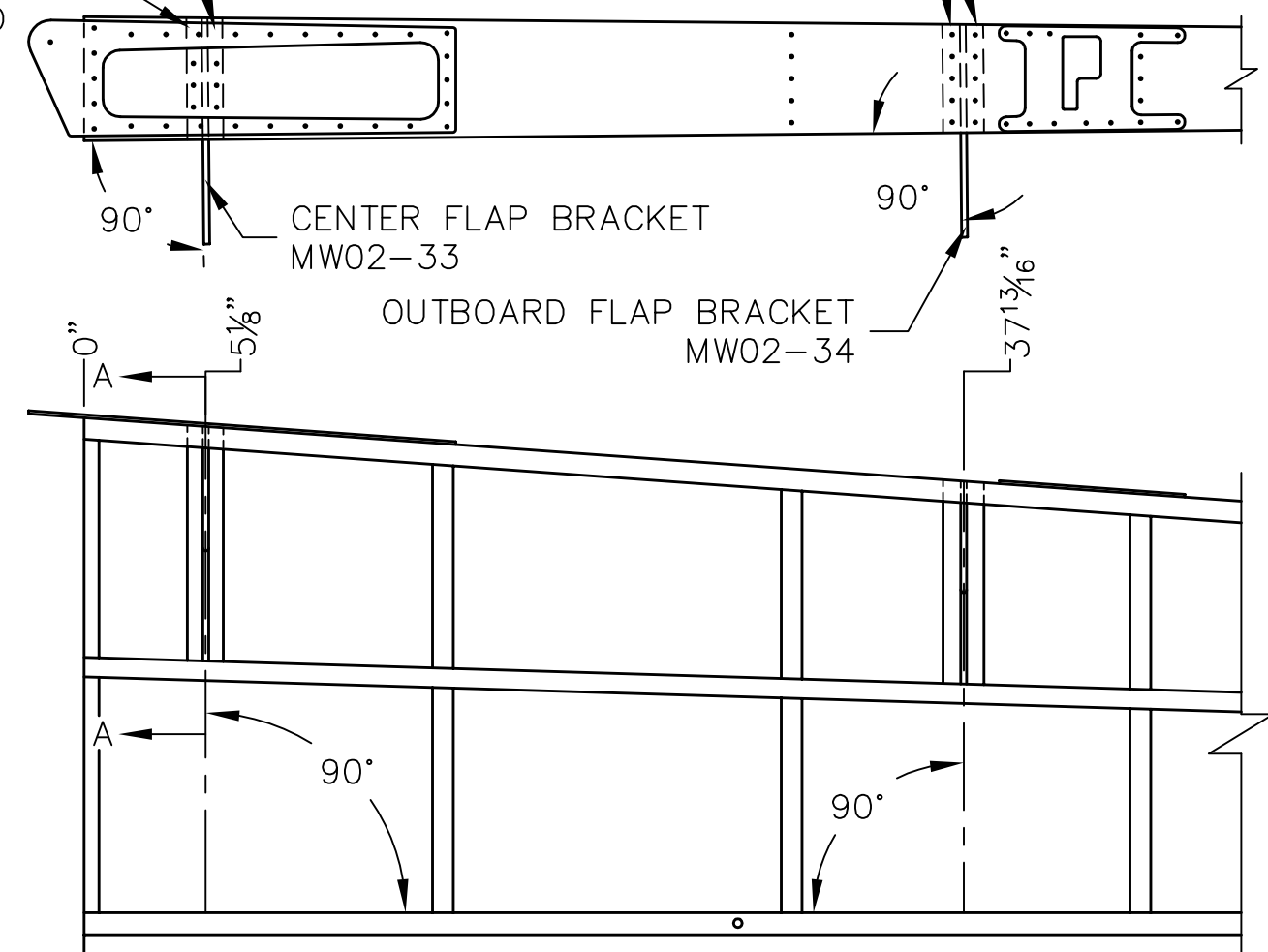
FLAP BRACKET

- WHEN ASSEMBLED INSIDE THE WING, DRILL AND RIVET ALL STUB RIB FLANGES TO THE AFT SPAR, WING SKINS, AND INTERMEDIATE WEBS.
- DRILL AND RIVET ON APPROX. 1 1/2" CENTERS

CENTER STUB RIB FLAP BRACKET - RH
MW02-145
(2) REQ'D

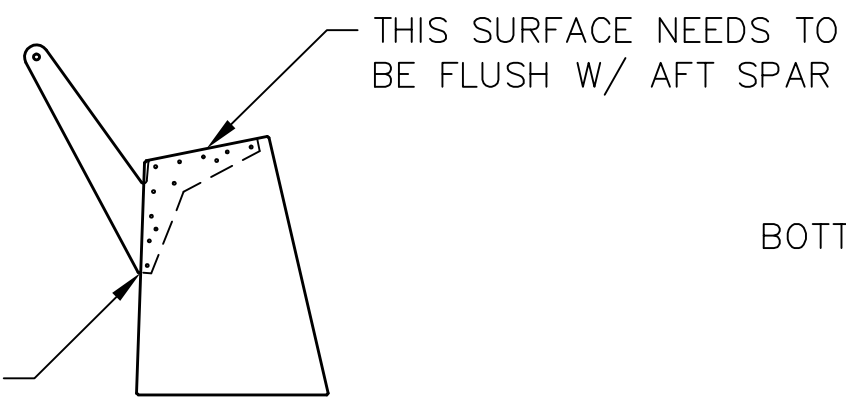
CENTER STUB RIB FLAP BRACKET - LH
MW02-146
(2) REQ'D

OUTER STUB RIB
FLAP BRACKET - LH & RH
MW02-147 & MW02-148
(2) OF EACH REQ'D



NOTES:

- REFER TO DRAWING T51-02-INS-0542 FOR BRACKET AND SLOT LOCATIONS.
- LAYOUT FLAP BRACKET CENTERLINES ON THE WING STRUCTURE.
- INSTALL STUB RIBS INSIDE OF THE WING STRUTURE, PLACE A FLAP BRACKET IN BETWEEN EACH OF THEM, AND TEMPORARILY CLAMP THE ASSEMBLY.
- BEFORE DRILLING, DOUBLE CHECK THE DIMENSIONS OR USE THE FLAP STRUCTURE ITSELF AS A SETUP FIXTURE. THE IDEAL WAY WOULD BE TO ASSEMBLE THE OUTBOARD WING STRUCTURE TO THE CENTER SECTION AND BOLT THE FLAP TO THE INBOARD AND OUTBOARD FLAP BRACKETS, LETTING THE CENTER BRACKET FALL INTO PLACE. THE THREE HOLES MUST ALIGN WITH EACH OTHER TO GET PROPER MOVEMENT OF THE FLAP.
- USE THE CORRECT HARDWARE FOR TRIAL FITTING, BONDING, AND FINAL ASSEMBLY, REFER TO DRAWINGS T51-03-INS-0650 AND T51-09-INS-1871.
- DRILL AND CLECO THE STUB RIBS AND BRACKETS INTO PLACE WHEN SATISFIED WITH THE FITMENT OF THE FLAP. WHEN RIVETING THESE PIECES INTO PLACE USE THE FLAP TO HOLD EVERYTHING IN PLACE.



SECTION A-A

BOTTOM OF R.H. WING

TITAN AIRCRAFT SUPPLY
1419 STATE ROUTE 45 SOUTH
AUSTINBURG, OHIO 44010

| | | | | |
|-----------------------|--|------------------|--|-----------------|
| DRAWN K. LIPLIN | | DATE 10/30/02 | DETAIL NAME FLAP BRACKET STUB RIBS & FLAP BRACKET INS | |
| CHECKED R. INGLE | | DATE 11/25/09 | SCALE 1/8"=1" | PART NO. |
| APPROVED K. BROOKS | | DATE 11/27/09 | ASSEMBLY NAME | |
| | | | PART NO. | DRAWING NO. W12 |
| | | | DRAWING NO. B T51-02-INS-0543-C | |

THIS DOCUMENT PROPRIETARY TO TITAN AIRCRAFT, AND IS NOT TO BE USED, CIRCULATED, REPRODUCED, COPIED, OR DISCLOSED IN ANY MANNER WITHOUT PRIOR WRITTEN PERMISSION OF AN AUTHORIZED OFFICIAL OF TITAN AIRCRAFT.